LP GAS **SAFETY**

FLOODS AND STORM EVENTS.



For additional information and LP Gas safety resources, visit: gasenergyaus.au/policies.html

INVISIBLE **RISK**

FLOODS ARE THE MOST COMMON NATURAL DISASTER IN AUSTRALIA.

WHEN FLOODS AND STORMS HIT THERE IS A LOT THAT IS OUT OF OUR CONTROL BUT THERE ARE A FEW SIMPLE STEPS YOU CAN TAKE TO HELP PROTECT YOUR FAMILY AND COMMUNITY.

One of those things is ensuring LP Gas safety in your home or workplace. So, what can you do to prepare your sites and your communities for a flood or storm event and to help them recover?

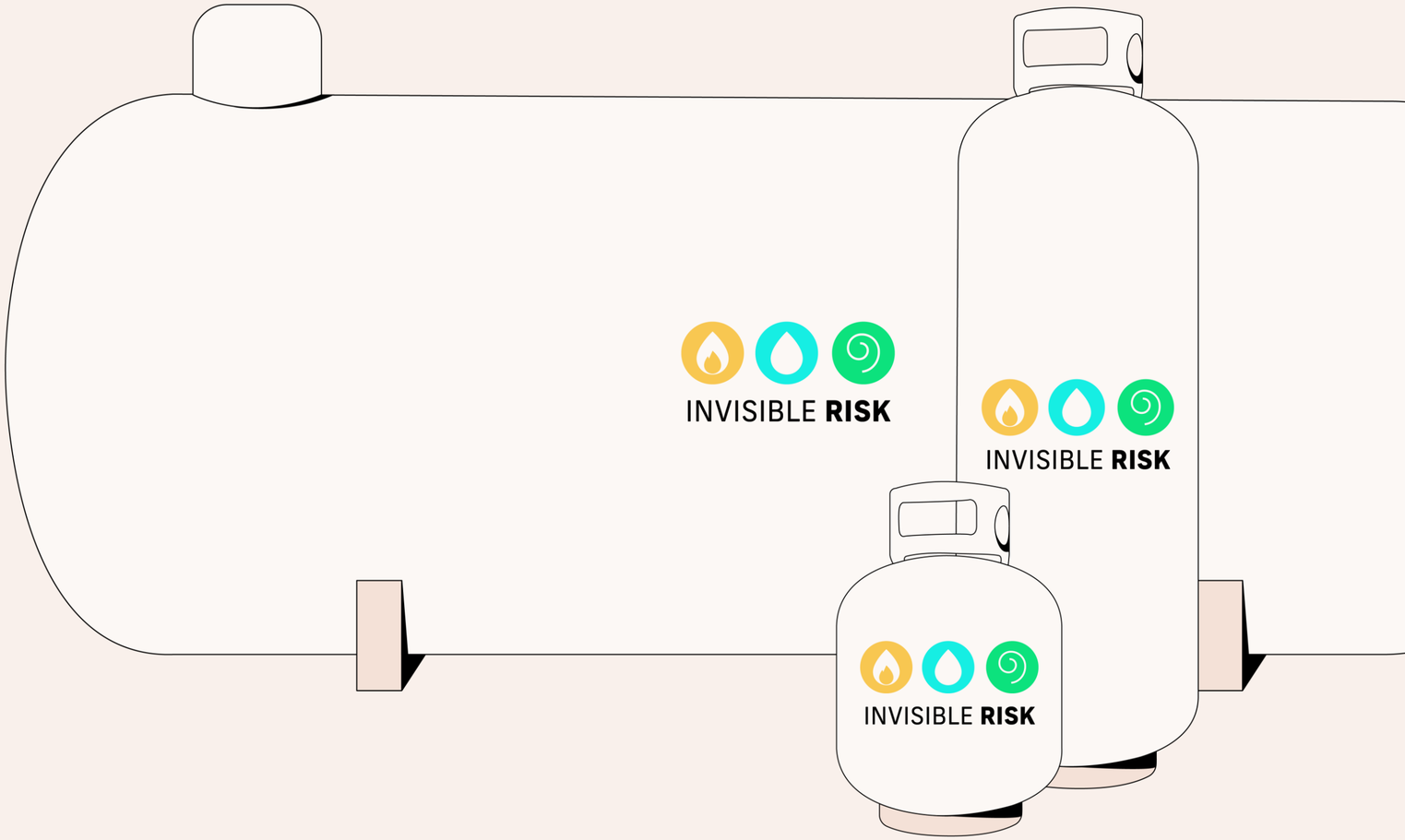

THERE ARE **3 PHASES**
OF LP GAS SAFETY WHEN
IT COMES TO FLOODS
OR STORM EVENTS.



BEFORE



DURING



AFTER

INVISIBLE **RISK**

BEFORE

IF YOU'RE IN AN AREA WITH A HIGH FLOOD AND STORM RISK, **MAKE SURE YOUR SITE HAS:**



FLOOD MITIGATION PLAN



EMERGENCY RESPONSE PLAN

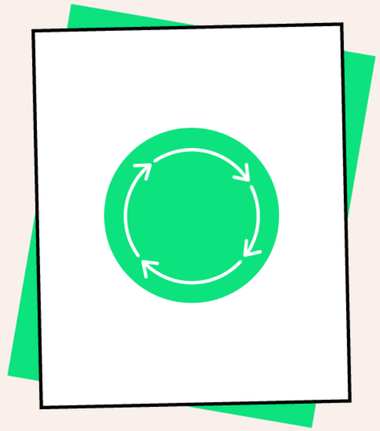

BUSINESS CONTINUITY PLAN

INVISIBLE **RISK**

IMMINENT

BEFORE

WHEN THERE'S A HIGH RISK OF FLOODS OR STORMS, YOU NEED TO BE PREPARED.

Your first priority is to secure your depot or business. Only once you've done this should you begin helping the community

FOR YOUR SITE

FOR THE COMMUNITY

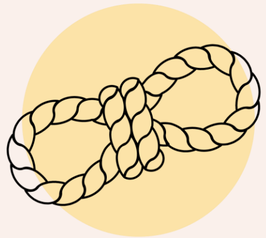

SECURE

Secure as much as you can.



ISOLATE

Isolate as much as you can *(paying special attention to pumps, motors and the power supply).*



ENSURE

Ensure cylinder installation is compliant.



ENSURE

Make sure cylinders are installed correctly.

INVISIBLE **RISK**

DURING

WHEN A FLOOD OR STORM OCCURS, YOUR FIRST PRIORITY IS TO **STAY SAFE.**



MONITOR

Stay safe and don’t enter the flood zone. Monitor the situation and start preparing your post-flood recovery plan. Be prepared to adapt your response if needed.



INFORM

You’ll almost certainly see an increase in customer requests. Ensure your customer service teams are informed, appropriately resourced and have relevant flood advice ready. We will provide a link to a range of resources to help you do this at the end of the presentation.



NOTIFY

Regularly notify customers about actions they can take to keep themselves and their communities safe.



ADVISE

Advise customers on what to do if there’s a LP Gas leak.

INVISIBLE **RISK**

DURING

ONCE THE WORST OF THE FLOOD OR STORM HAS PASSED, YOU'LL NEED TO IMPLEMENT YOUR **RESPONSE PLAN.**



MONITOR

Stay safe and don't enter the flood zone. Monitor the situation and start preparing your post-flood recovery plan. Be prepared to adapt your response if needed.



PREPARE

Ensure LP Gas fitters have ordered additional pigtails and regulators to prepare for the increased demand.



UNDERSTAND

Ensure that drivers understand and are prepared to follow.



IMPLEMENT

Implement the required emergency response.
If needed, **call 000.**

INVISIBLE **RISK**

RECOVERING LP GAS CYLINDERS

IN THE AFTERMATH OF A FLOOD OR STORM, THERE ARE LIKELY TO BE A SIGNIFICANT NUMBER OF LOST CYLINDERS.

When these are found, LP Gas fitters will need to assess them and implement the following process:



TURN OFF

Turn the gas off if safe to do so.



KEEP UPRIGHT

Stand it upright if safe to do so.



NO IGNITION

Make sure there are no ignition sources in the area.



KEEP CLEAR

Keep clear and wait for emergency services to come.

INVISIBLE **RISK**

KEY LEARNINGS



STAY SAFE

Your personal safety is the most important thing. Never put yourself at risk.



EMERGENCY

Call emergency services on 000 if needed.



INFORMATION

Scan the QR code for additional information and community resources.

INVISIBLE **RISK**



STAY LP GAS **SAFE**

For additional information and LP Gas safety resources, visit: gasenergyaus.au/policies.html

INVISIBLE **RISK**