



Understanding the energy usage of your appliances









Everyone wants to keep their electricity spend under control. But sometimes, it's hard to know where to start.

In this guide you'll find the estimated average running costs for the most common household appliances. It'll give you a picture of what makes up your electricity bill now, and where you may be able to save by cutting back in the future.

Want to know more?

For more information about energy efficiency in your home, jump onto originenergy.com.au/energytips.

| Appliances | Size | Estimated use | Estimated running cost* |
|--|--------------------------------|------------------------------|---|
| Air conditioner  | Bedroom – 2.5 kW | 7 hours per day over 52 days | \$0.27 per hour • \$98 per quarter |
| | Lounge/Dining – 5 kW | | \$0.56 per hour • \$203 per quarter |
| | Small ducted – 12 kW | | \$1.39 per hour • \$505 per quarter |
| Clothes dryer  | Timer type 5 kg | 1 load per week | \$1.84 per load • \$24 per quarter |
| Dishwasher  | 12 place setting – normal load | 3 times per week | \$0.42 per load • \$17 per quarter |
| Heater  | Personal – 1000 W | 7 hours per day over 6 days | \$0.40 per hour • \$17 per quarter |
| | Small room – 1500 W | | \$0.60 per hour • \$25 per quarter |
| | Lounge room – 2400 W | | \$0.96 per hour • \$40 per quarter |
| Hot water  | Electric | 7 kWh per day | Electric peak power \$2.80 per day • \$258 per quarter |
| | | | Electric off-peak power \$1.47 per day • \$135 per quarter |
| | Solar | Solar – electric booster | 2.8 kWh per day |

| Appliances | Size | Estimated use | Estimated running cost* |
|--|--|--|---|
| Lighting  | CFL globes - 6 x 20 W | 3 hours per day | \$0.05 per hour • \$13 per quarter |
| | Halogen spots - 12 x 50 W | | \$0.24 per hour • \$66 per quarter |
| | LED spots - 12 x 6.5 W | | \$0.03 per hour • \$9 per quarter |
| Refrigerator  | Small size - 200 litres | Compressor runningtime approximately 30% | \$0.35 per day • \$32 per quarter |
| | Family size - 400 litres | | \$0.52 per day • \$48 per quarter |
| | Large size - 600+ litres | | \$0.98 per day • \$90 per quarter |
| Spa  | 1.5 kW heater | 12 hours a week | \$0.61 per hour • \$96 per quarter |
| Swimming pool  | 1.1 kW pump | 8 hours per day | Peak \$0.44 per hour • \$324 per quarter |
| | | | Off-peak \$0.23 per hour • \$170 per quarter |
| Television  | 51 cm CRT (prior to analog signal removal) | 5 hours per day | \$0.04 per hour • \$17 per quarter |
| | 40" LCD | | \$0.07 per hour • \$31 per quarter |
| | 42" Plasma | | \$0.12 per hour • \$57 per quarter |
| Washing machine  | Top load warm wash 5.5 kg | 5 loads per week | \$0.68 per load • \$45 per quarter |
| | Front load warm wash 5.5 kg | | \$0.29 per load • \$19 per quarter |

Information you should know

*Pricing effective 1 July 2018. Pricing quoted is based on the usage price and includes GST. The fixed supply charge is not included.

Costs are based on the general domestic, GST inclusive usage price per unit of 40.02 cents peak and 20.966 cents off-peak per kWh. The typical Origin South Australian household consumption can vary between 1,140 and 1,600 units per quarter depending on type, size, age and usage of appliances, the size and layout of the home and the number of people living in the home. Electrical appliance running costs are based on watts or kilowatts of electricity consumed.

(One unit = 1kWh = 1,000 watts operating for one hour). If the appliance has a temperature controller or thermostat, then the setting of that control also affects the running costs.

Some residential appliances (usually those with electronic components) actually use some energy while in either 'standby' mode or turned 'off' at the appliance. While the energy used in each individual appliance may not be substantial in 'standby' or 'off' mode, be aware some of your appliances may still be consuming energy when they are not in active use.