

Understanding the energy usage of your appliances









Everyone wants to keep their electricity spend under control. But sometimes, it's hard to know where to start.

In this guide you'll find the estimated average running costs for the most common household appliances. It'll give you a picture of what makes up your electricity bill now, and where you may be able to save by cutting back in the future.

Want to know more?

For more information about energy efficiency in your home, jump onto originenergy.com.au/energytips.

Appliances	Size	Estimated use	Estimated running cost*	
Air conditioner 	Bedroom – 2.5 kW	7 hours per day over 60 days	\$0.17 per hour • \$68 per quarter	
	Lounge/Dining – 5 kW		\$0.35 per hour • \$140 per quarter	
	Small ducted – 12 kW		\$0.86 per hour • \$348 per quarter	
Clothes dryer 	Timer type 5 kg	1 load per week	\$1.15 per load • \$14 per quarter	
Dishwasher 	12 place setting – normal load	3 times per week	\$0.26 per load • \$10 per quarter	
Heater 	Personal – 1000 W	7 hours per day over 60 days	\$0.25 per hour • \$101 per quarter	
	Small room – 1500 W		\$0.37 per hour • \$151 per quarter	
	Lounge room – 2400 W		\$0.60 per hour • \$241 per quarter	
Hot water 	Electric	10 kWh per day	Electric peak power T11	
			Electric off-peak 1.T31	\$2.49 per day • \$220 per quarter
			Electric off-peak 2.T33	\$2.08 per day • \$166 per quarter
	Solar	Solar – electric booster	3.5 kWh per day	\$2.08 per day • \$166 per quarter
			\$0.87 per day • \$77 per quarter	

Appliances	Size	Estimated use	Estimated running cost*
Lighting 	CFL globes - 6 x 20 W	5 hours per day	\$0.03 per hour • \$13 per quarter
	Halogen spots - 12 x 50 W		\$0.15 per hour • \$66 per quarter
	LED spots - 12 x 6.5 W		\$0.02 per hour • \$9 per quarter
Refrigerator 	Small size - 200 litres	Compressor running time approximately 30%	\$0.22 per day • \$19 per quarter
	Family size - 400 litres		\$0.32 per day • \$29 per quarter
	Large size - 600+ litres		\$0.61 per day • \$54 per quarter
Spa 	1.5 kW heater	12 hours a week	\$0.37 per hour • \$57 per quarter
Swimming pool 	1.1 kW pump	3 hours per day	Peak \$0.27 per hour • \$73 per quarter
			Off-peak \$0.23 per hour • \$55 per quarter
Television 	51 cm CRT (prior to analog signal removal)	5 hours per day	\$0.02 per hour • \$11 per quarter
	40" LCD		\$0.04 per hour • \$19 per quarter
	42" Plasma		\$0.08 per hour • \$34 per quarter
Washing machine 	Top load warm wash 5.5 kg	5 loads per week	\$0.42 per load • \$27 per quarter
	Front load warm wash 5.5 kg		\$0.18 per load • \$11 per quarter

Information you should know

*Pricing effective 1 July 2020. Pricing quoted is based on the usage price and includes GST. The fixed supply charge is not included.

Costs are based on the general domestic, GST inclusive usage price per unit of 23.935 cents peak, 18.023 cents off-peak 1.T31 and 18.023 cents off-peak 2.T33 per kWh. The typical Origin Queensland household consumption can vary between 1,300 and 2,300 units per quarter depending on type, size, age and usage of appliances, the size and layout of the home and the number of people living in the home. Electrical appliance running costs are based on watts or kilowatts of electricity consumed.

(One unit = 1kWh = 1,000 watts operating for one hour). If the appliance has a temperature controller or thermostat, then the setting of that control also affects the running costs.

Some residential appliances (usually those with electronic components) actually use some energy while in either 'standby' mode or turned 'off' at the appliance. While the energy used in each individual appliance may not be substantial in 'standby' or 'off' mode, be aware some of your appliances may still be consuming energy when they are not in active use.