

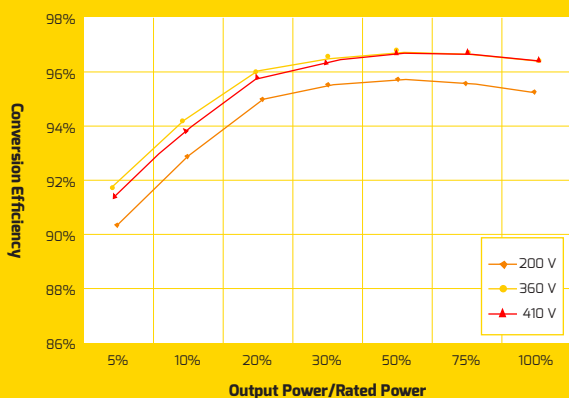
# Single-Phase String Inverters 1.5 kW to 5 kW

Our single-phase string inverters are one of the most cost-effective inverters on the market. They perfectly match the needs of most residential applications and offer the maximum energy yield in a wide range of locations and situations around the world, while being easy to use and to install.

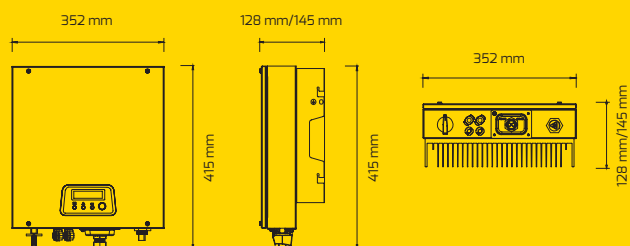
## Eversol TL Series



### Conversion efficiency



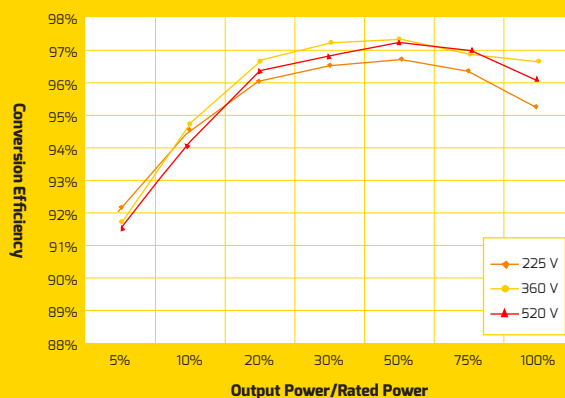
### Technical data



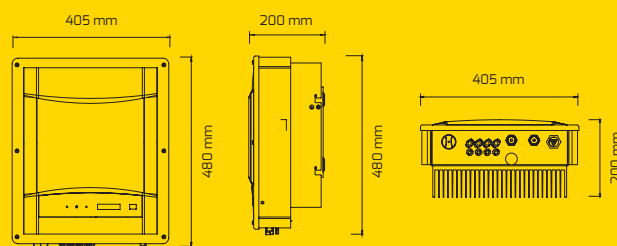
## Evershine TL Series



### Conversion efficiency



### Technical data



# Single-Phase String Inverters 1.5 kW to 5 kW

Technical data	Eversol TL1500	Eversol TL2000	Eversol TL3000	Evershine TL3680	Evershine TL5000-10
<b>DC input data</b>					
Max. PV array power [W]	1800	2300	3300	4000	5300
Max. DC voltage [V]	500		600		
Rated input voltage [V]	360				
MPP voltage range [V]	90-450			125-520	
Full load MPP voltage range [V]	150-450	200-450		200-520	225-520
Switch-off DC voltage [V]	70			90	
Start voltage [V]	125			150	
Max. DC current [A]	12	18		15/15	
Max. number of parallel inputs	1	2		2/2	
Number of MPP trackers	1			2	
Switch-on power [W]	10			10	
<b>Output data</b>					
Rated AC power [W]	1500	2000	3000	3680	4600 (GER/AUS)/5000 (other)
Max. apparent AC Power [VA]	1650	2000	3000	3680	4600 (GER/AUS)/5000 (other)
Rated AC grid voltage [V]*	220,230,240				
Rated AC grid frequency [Hz]*	50			50	50/60
AC voltage range [V]*	180-280			180-280	
AC frequency range [Hz]	According to local codes				
Rated current @ 230 Vac [A]	6.5	8.7	13	16	20 (GER/AUS)/22 (other)
Max. current [A]	9	11	16	16	25
Power factor	> 0.99 (0.95 inductive ... 0.95 capacitive)				
Harmonic distortion (THD) at rated output	< 2%			< 3%	
Power consumption at night [W]	< 1				
Power consumption at standby [W]	6				
<b>MPPT efficiency</b>					
MPPT adaptation efficiency	99.50%			99.90%	
<b>Conversion efficiency</b>					
Max. efficiency	97.00%			97.00%	97.30%
European weighted efficiency (at 360VDC)	96.50%			96.20%	96.50%
<b>Safety equipment</b>					
DC insulation monitoring	Integrated				
Earth fault protection	Integrated				
Mains monitoring	Integrated				
Earth fault current monitoring	Integrated				
DC current monitoring	Integrated				
<b>General data</b>					
Dimensions (WxHxD) [mm]	352 x 415 x 128		352 x 415 x 145	405 x 480 x 200	
Weight [kg]	15.3		15.6	19.3	
Installation environment	Indoor and outdoor				
Mounting information	Wall mounting bracket				
Operating temperature range	-25°C ... +60°C (derating in case of temperatures above 45°C)				
Relative humidity	0% to 100%, no condensation				
IP protection type	IP65 as per IEC60529				
Insulation type	Transformerless				
Cooling concept	Convection				
Noise level	< 15 dB(A)@1m			< 40 dB(A)@1m	
LCD display	Text line, 16 x 2 characters				
Communication interface	RS485				
Software updates interface	-			USB	
Certificates and approvals	VDE0126-1-1, IEC61000-6-2, IEC61000-6-3, IEC61000-3-2, IEC61000-3-3, IEC62109-1, IEC62109-2, AS/NZS3100, VDE-AR-N 4105, AS4777.2, AS4777.3, C10/11, UTEC 15-712-1, NEN50438, G83/2, EN50438			G83/2, IEC62109-1, IEC62109-2, IEC61000-6-2, IEC61000-6-3, IEC61000-3-2, IEC61000-3-3	VDE0126-1-1, IEC61000-6-2, IEC61000-6-3, IEC61000-3-11, IEC61000-3-12, IEC62109-1, IEC62109-2, AS/NZS3100, VDE-AR-N4105, AS4777.2, AS4777.3, C10/11, UTEC15-712-1, NEN50438, G59/3, EN50438

\* The data may vary depending on the local grid standards.

As of March, 2014 / Technical data is subject to revisions.