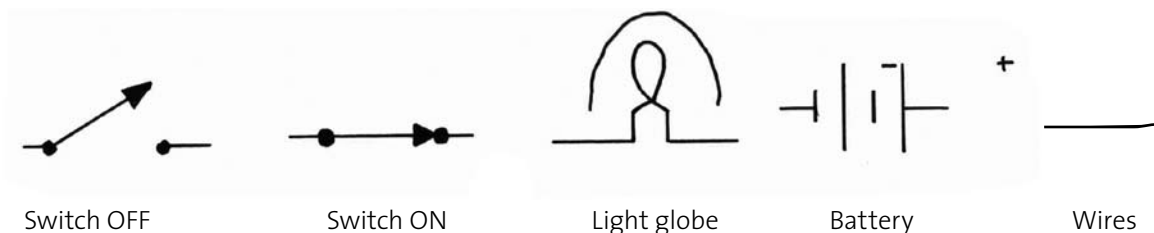


Support material #7

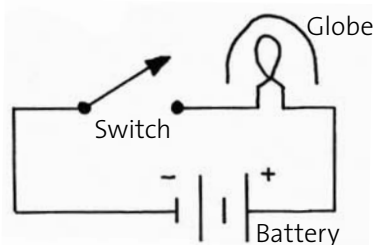
Simple electric circuits

The following symbols are used to draw electric circuits.

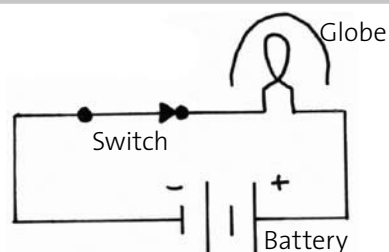


Here are some examples of different circuits and how they are drawn.

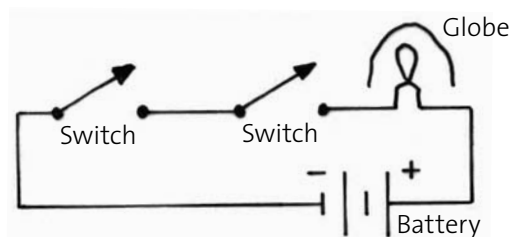
Circuit will not work as one switch circuit is in the OFF position.



A working circuit, one switch circuit is in the ON position.

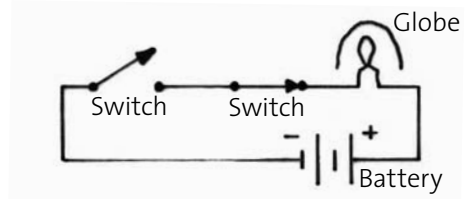


Two switch circuit in the OFF position (switches arranged in series).

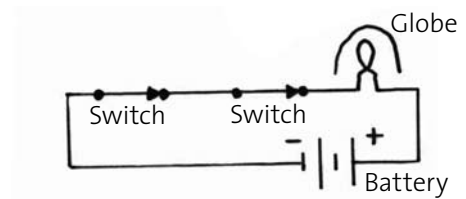


Support Material #7: Simple electric circuits (continued)

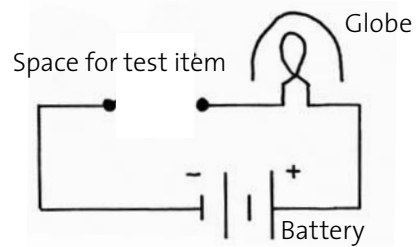
Two switch circuit (switches arranged in series) in OFF position with one switch closed.



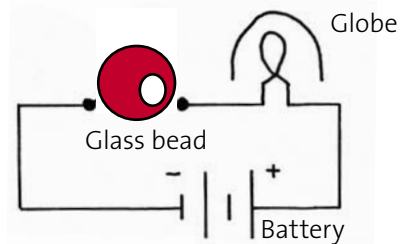
Two switch circuit (switches arranged in series) in ON position with both switches closed.



Circuit arranged with space to test insulator / conductor.



Circuit with test material (glass bead) placed into circuit.



Circuit with test material (toothpick) placed into circuit.

